

**MUSEUM
OF LONDON
DOCKLANDS**

*This activity is designed for
children aged 2 to 5 and for
child and adult to do together!*

A Mudlark Adventure!

Get ready to set sail!



Welcome to the Museum of London's
Mudlarks Gallery! Follow me on
a whirlwind journey through the
gallery to learn all about the Docks
and the people who worked there.



Did you know?



A Mudlark is someone who
searched for treasure on the
banks of the Thames River.

1 Using your nose!

2 Out at sea

The docklands have big houses where they kept all the things the ships brought back, like fish and spices, so it was pretty smelly!


Go to the smelling points.
See if you can smell all of these:



Which smell do you like the most?
Which smell is your grownup's favourite?

Follow the sounds of water to the Foreshore Finds

Look! A fleet of ships! Have you ever been on a boat or a ship?
Where did you go?
Row Row Row your boat...



Find the rocking ship

Can you help me load the ship?

Have a go at lifting the different crates onto the deck.



Which crates were heavy?

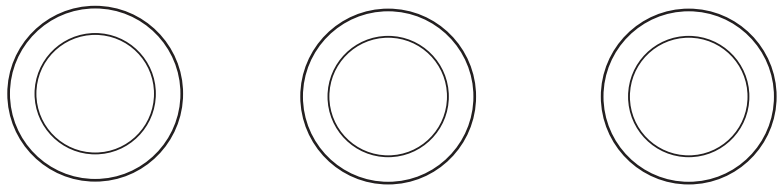
3 Port people



Be sure to explore 'Lift and Shift' and 'Tip the Clipper' further before moving on. See if you can lift all of those sacks using the ropes!



Look for these portholes




Did you know?

Portholes are a type of window that you often find on boats and ships.



What shape are the portholes?

4 Take a dive!



Watch out for the divers! A diver is someone who explores under the sea.



Find these things that a diver needs to wear.

Did you know?


Diving boots had to be heavy to stop you from floating back up to the top of the water!



Imagine you are a diver. What can you see? How does the helmet feel? Is it hard or soft?



This is a great photo opportunity!



5 What can you see?




**Go towards the big wall mirror.
Today, the Docklands are full of big,
tall buildings. Did you see any of
them on your way to the museum?**



Look for the London Eye on the wall.

It's time to use your building skills!
Why not use the bricks to build
a tower, a building you have seen
or even your own ship.

Don't forget to wear a helmet!



6 At the Dockside



**Go to the Docklands play table.
A ship has just docked!
Will you help unload the boxes?**



Use the magnetic cranes to stack
the boxes on the ships and in the warehouse.

Hard work isn't it?

Maybe a song will make it easier.
A Sailor went to Sea Sea Sea...



This is a great photo opportunity!



7 Mapping the way



Walk to the wall on the right of the soft play area.



Find the big map...

Can you find the country we are in?
The ships brought back lots of interesting objects.
See if you can find all of these...



Galleries

Congratulations on completing your Mudlark adventure! Please hand me back to one of the hosts so that someone else can have a go!



Why don't you head up onto the museum's second floor where you'll find:

- more imported spices to test your smelling senses
- paintings and pictures from the Docklands' shipping history
- more tools used at the Docks to load, unload and package cargo
- Sailortown, a full size reconstruction of a Victorian Street.

Fun and Learning



The Museum of London Docklands is an enabling environment for both fun and learning!

These activities that you and your child took part in today were created using the Early Years Foundation Stage Framework and encouraged the development of many skills including your child's:

- Communication and language through listening, responding and direction following
- Physical development through practising co-ordination and the handling and manipulation of objects
- Mathematics skills through the discovery and discussion of shapes, space and measures
- Understanding of the world through the exploration of past and present cultures, events and environments.

For more insight into the Early Years Foundation Stage Framework visit:
[gov.uk/government/publications/early-years-foundation-stage-framework-2](https://www.gov.uk/government/publications/early-years-foundation-stage-framework-2)